



Townsville Celebration of Strings 2025



ESSENTIALS ORCHESTRA



ESSENTIAL WORKSHOP

Sunday 2 November

Venue: Townsville Stadium, Murray Lyons Cres, Annandale

Time: Arrive 1:30pm

Workshop: 1:45 - 3:00pm

Bring a snack, water bottle and instrument.

Clearly mark all belongings.

Bring instrument & music. Performers to wear yellow shirt, dark bottoms and closed-in shoes.

Workshop Checklist for Students & Families

To help you get ready for the workshop and concert, please use this checklist at home:

Before the Workshop

- Print your music (provided in this booklet)
- Practice your parts at home before the first rehearsal
- Make sure your instrument is in good playing condition (strings, tuning pegs, reeds, etc.)
- Organise your concert dress – Performers to wear YELLOW shirt, dark bottoms and closed-in shoes.
- Bring a water bottle and small snack
- Purchase tickets for your friends and family to attend the concert – students do not require a concert ticket – this is included in the cost of the workshop.

<https://www.trybooking.com/DETOC>

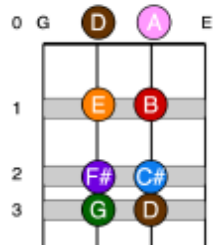
On the Day of the Workshop

- Arrive on time
- Bring a pencil and eraser for marking music
- Have your music, instrument, and accessories ready
- Be ready to focus, listen carefully, and enjoy making music together!

Let's learn the D MAJOR SCALE

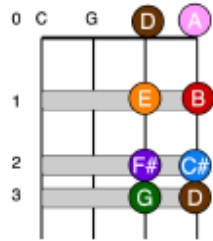
Violin

Scales - D Major F# C#



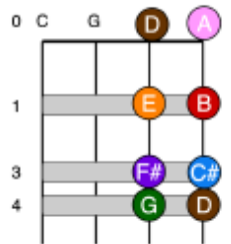
Viola

Scales - D Major F# C#



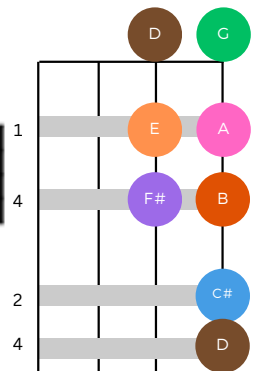
Cello

Scale - D Major F# C#



Double Bass

Scale - D Major F# C#



Fit as a fiddle

Play the rhythm variations in verses 2 and 3 and end each verse with the chorus.

Verse 1

With energy

Doh comes first to start the show, ray comes next and up we go,
D comes first to start the show, E comes next and up we go,

mi comes now, I'll show you how, then fa fa fa fa soh soh!
F sharp now, I'll show you how, then G G G G A A!

Chorus

Doh ray mi fa soh soh soh soh doh.
D E F# G A A A A D.

Verse 2

Walk jog-ging jog-ging walk, etc.

Verse 3

Walk walk (rest) walk, etc.

Clear blue sky

Gently

1. Come and fly, way up high, we will see clear blue sky.
2. Like a bird fly - ing round, soar - ing far from the ground.
3. Fly - ing high on the wing, see them swoop, hear them sing.

1. Show time!

KB & DB

Lively ♩ = 112 **A**
2 %

1/2

f

This system contains the first two measures of the piece. It begins with a double bar line, a key signature of two sharps (F# and C#), and a 4/4 time signature. The first measure is a whole rest. The second measure starts with a forte (*f*) dynamic and contains a quarter note G2, followed by quarter notes A2, B2, C3, D3, E3, F3, G3, and a quarter rest.

7

1/2

This system contains measures 3 through 6. Measure 3 has a fermata over a quarter note G2. Measures 4 and 5 continue the melodic line with quarter notes A2, B2, C3, D3, E3, F3, G3. Measure 6 ends with a quarter note G3 and a quarter rest.

11

1/2

Fine

This system contains measures 7 through 10. Measure 7 has a fermata over a quarter note G2. Measures 8 and 9 continue the melodic line with quarter notes A2, B2, C3, D3, E3, F3, G3. Measure 10 ends with a quarter note G3 and a quarter rest.

B

15

1

mf

2

mf

This system contains measures 11 through 20. It is a two-staff system. The first staff (labeled '1') has a fermata over a quarter note G2 in measure 11. The second staff (labeled '2') has a fermata over a quarter note G2 in measure 12. Both staves play a melodic line of quarter notes: G2, A2, B2, C3, D3, E3, F3, G3. The dynamic is mezzo-forte (*mf*).

21

1

D. % al Fine

2

This system contains measures 21 through 24. It is a two-staff system. The first staff (labeled '1') has a fermata over a quarter note G2 in measure 21. The second staff (labeled '2') has a fermata over a quarter note G2 in measure 22. Both staves play a melodic line of quarter notes: G2, A2, B2, C3, D3, E3, F3, G3. The dynamic is mezzo-forte (*mf*).

