



# Townsville Celebration of Strings 2025



# ESSENTIALS ORCHESTRA



## ESSENTIAL WORKSHOP

Sunday 2 November

**Venue:** Townsville Stadium, Murray Lyons Cres, Annandale

**Time:** Arrive 1:30pm

**Workshop:** 1:45 - 3:00pm

Bring a snack, water bottle and instrument.

**Clearly mark all belongings.**

Bring instrument & music. Performers to wear yellow shirt, dark bottoms and closed-in shoes.

# Workshop Checklist for Students & Families

To help you get ready for the workshop and concert, please use this checklist at home:

### Before the Workshop

- Print your music (provided in this booklet)
- Practice your parts at home before the first rehearsal
- Make sure your instrument is in good playing condition (strings, tuning pegs, reeds, etc.)
- Organise your concert dress – Performers to wear YELLOW shirt, dark bottoms and closed-in shoes.
- Bring a water bottle and small snack
- Purchase tickets for your friends and family to attend the concert – students do not require a concert ticket – this is included in the cost of the workshop.

<https://www.trybooking.com/DETOC>

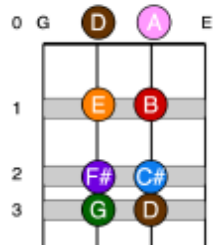
### On the Day of the Workshop

- Arrive on time
- Bring a pencil and eraser for marking music
- Have your music, instrument, and accessories ready
- Be ready to focus, listen carefully, and enjoy making music together!

# Let's learn the D MAJOR SCALE

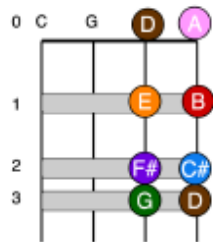
## Violin

Scales - D Major F# C#



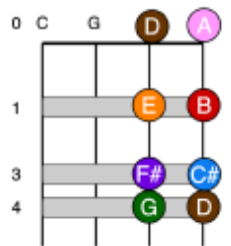
## Viola

Scales - D Major F# C#



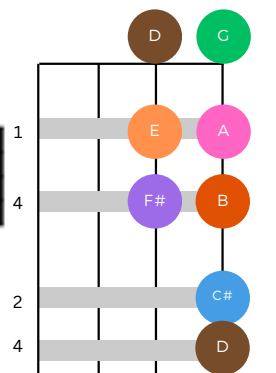
## Cello

Scale - D Major F# C#



## Double Bass

Scale - D Major F# C#



## Fit as a fiddle

Play the rhythm variations in verses 2 and 3 and end each verse with the chorus.

### Verse 1

**With energy**

Doh comes first to start the show, ray comes next and up we go,  
 D comes first to start the show, E comes next and up we go,  
 mi comes now, I'll show you how, then fa fa fa fa soh soh!  
 F sharp now, I'll show you how, then G G G G A A!

### Chorus

Doh ray mi fa soh soh soh soh doh.  
 D E F# G A A A A D.

### Verse 2

Walk jog - ging jog - ging walk, etc.

### Verse 3

Walk walk (rest) walk, etc.

## Clear blue sky

**Gently**

1. Come and fly, way up high, we will see clear blue sky.  
 2. Like a bird fly - ing round, soar - ing far from the ground.  
 3. Fly - ing high on the wing, see them swoop, hear them sing.

# Show Time

KB&DB

Lively ♩ = 112

**A**



Musical staff for section A, measures 1-4. The staff is in bass clef with a key signature of two sharps (F# and C#) and a 4/4 time signature. The melody begins with a forte (*f*) dynamic. A square box containing the letter 'A' is positioned above the first measure. A crescendo hairpin symbol is located above the first measure, and a square box containing a small square symbol is positioned above the first measure.

7

Musical staff for section A, measures 5-8. The staff is in bass clef with a key signature of two sharps (F# and C#) and a 4/4 time signature. The melody continues from the previous staff. A square box containing a small square symbol is positioned above the first measure.

11

Musical staff for section A, measures 9-12. The staff is in bass clef with a key signature of two sharps (F# and C#) and a 4/4 time signature. The melody concludes with a fermata. A square box containing a small square symbol is positioned above the first measure. The word "Fine" is written at the end of the staff.

Fine

15

**B**

Musical staff for section B, measures 15-20. The staff is in bass clef with a key signature of two sharps (F# and C#) and a 4/4 time signature. The melody begins with a mezzo-forte (*mf*) dynamic. A square box containing the letter 'B' is positioned above the first measure. The word "Db." is written to the left of the staff. The staff is divided into two systems, each with two staves.

21

D.S. al Fine

Musical staff for section B, measures 21-24. The staff is in bass clef with a key signature of two sharps (F# and C#) and a 4/4 time signature. The melody concludes with a fermata. The word "Db." is written to the left of the staff. The staff is divided into two systems, each with two staves.

